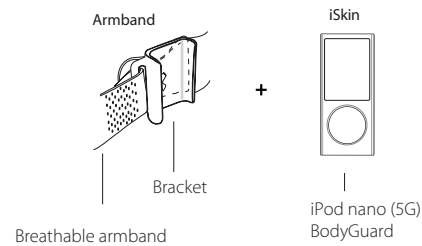


iSkin.com/DuoBandnano5G/faq

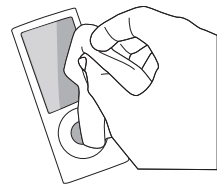
English Español Français  
简体中文 繁體中文 한국어 日本語



## DuoBand for iPod nano 5G



### 1 Prepare your iPod nano



Gently and thoroughly clean your iPod nano using a soft, lint-free cloth, and remove all surface dirt or oil. Also ensure that you wipe the screen to remove any small dust particles.

### Send us your feedback

We'd love to hear from you. Customer comments and suggestions are important elements in the development of future iSkin products.

Send your feedback to: [feedback@iSkin.com](mailto:feedback@iSkin.com)

#### Notice to user:

iSkin Inc. shall not be responsible for any damage, including consequential damage caused by defective goods, personal injuries, property damage or consequential economic loss. iSkin does not guarantee suitability of its product for your application. Furthermore, iSkin Inc., shall not be responsible for any damage, loss of data, service, or otherwise caused to the iPod when used with this product.

### Register your product today!

Register your product at [iSkin.com/register](http://iSkin.com/register) today and get important product support and updates delivered straight to your email address. You can also send us feedback to help us improve our products and services.

### 1 Year Limited Warranty

iSkin Inc. warrants to the original purchaser that the product will be free from defects in materials and/or workmanship for the period of 1 Year. The warranty period commences on the date of purchase from the authorized reseller/retailer. Your original purchase invoice, showing the date of purchase of the product from the reseller/retailer is your proof of the date of purchase. This proof of purchase is mandatory for any warranty issues. iSkin Inc. at its option will repair or replace, at no charge, any part that iSkin Inc. determines to be defective.

This warranty shall not apply if the product has been damaged by abuse, misuse, negligence, accident, modification, tampering or by any other causes unrelated to defective materials and/or workmanship including acts of God. iSkin's warranty only covers product(s) made by iSkin and does not cover third party product(s) sold by other companies. iSkin acknowledges that with normal use of products made by iSkin, the purchased product(s) will provide satisfactory performance as specified by product performance literature.

Repair or replacement as provided under this warranty is iSkin's exclusive right. ANY APPLICABLE IMPLIED WARRANTIES, INCLUDING WARRANTIES OR MERCHANTABILITY AND FITNESS FOR A PARTICULAR PURPOSE ARE HEREBY LIMITED TO 365 DAYS FROM THE DATE OF PURCHASE AND ARE SUBJECT TO CONDITIONS SET FORTH IN THIS LIMITED WARRANTY. IN NO EVENT SHALL iSkin Inc. BE RESPONSIBLE FOR INCIDENTAL DAMAGES RESULTING FROM THE BREACH OF ANY EXPRESS OR IMPLIED WARRANTIES. This warranty gives you specific legal rights, and you may also have other legal rights, which vary from state to state, province to province, valid in the United States and Canada. Any shipping or other cost such as customs incurred costs, etc. from outside North America is the customers' responsibility.

#### Exclusions and Limitations

This Limited Warranty applies only to hardware product manufactured by iSkin Inc. that can be identified by the "iSkin" trademark, trade name, or logo affixed to it. This Limited Warranty does not apply to any non-iSkin products. This will include third party products packaged or sold with iSkin, any third party manufacturer may supply their own product warranty.

All inquiries with regards to the product warranty may be directed to: [www.iSkin.com/warranty](http://www.iSkin.com/warranty)



The iSkin word mark and logo are registered trademarks of iSkin Inc., registered in Canada, the United States and other countries. All Rights Reserved 2009. Apple and iPod are trademarks of Apple Inc., registered in the U.S. and other countries. MICROBAN is a trademark of Microban Products Company. Other company and product names mentioned herein are trademarks of their respective companies.

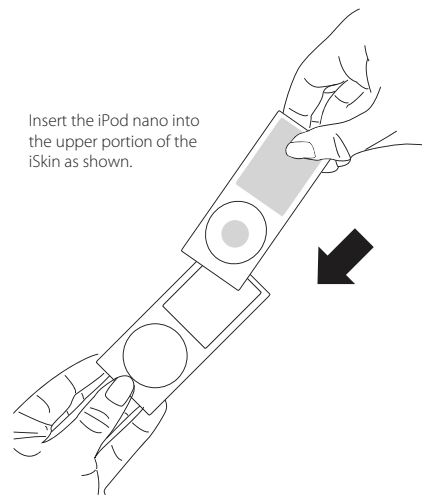
Printed in China.

# iSkin DuoBand

## User Guide

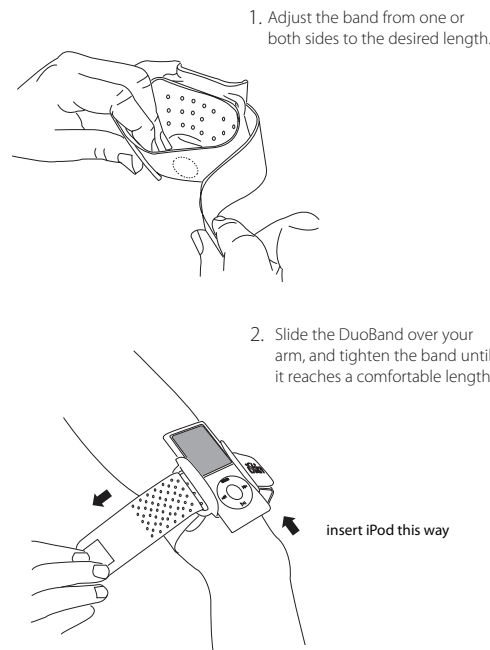
for iPod nano 5G

### 2 Placing the iPod nano into the DuoBand



Insert the iPod nano into the upper portion of the iSkin as shown.

### 3 Using the DuoBand

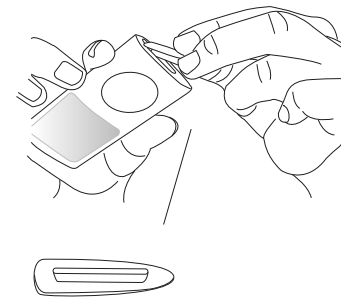


1. Adjust the band from one or both sides to the desired length.

2. Slide the DuoBand over your arm, and tighten the band until it reaches a comfortable length.

insert iPod this way

### 4 Final Touches



#### Port Protector

Insert the Port Protector and help guard your iPod nano's vulnerable docking port from dust, dirt and moisture that could cause serious damage.

### 5 About Microban® Antimicrobial Protection

Through normal everyday use, your iPod—just like any other digital product or device—can attract and contain substantial amounts of bacteria. Fortunately, the iSkin DuoBand's premium silicone layer features built-in Microban antimicrobial product protection to inhibit the growth of bacteria that can cause odors and stains for the life of the product. iSkin is the first silicone protector company to offer its valued customers Microban protection.



[www.microban.com](http://www.microban.com)