

Send us your feedback

We'd love to hear from you. Customer comments and suggestions are important to the ongoing development of iSkin products.

Send your feedback to:
feedback@iSkin.com

Notice to user:

iSkin Inc. shall not be responsible for any damage, including consequential damage caused by defective goods, personal injuries, property damage or consequential economic loss.

iSkin does not guarantee suitability of its product for your application. Furthermore, iSkin Inc., shall not be responsible for any damage, loss of data, service, or otherwise caused to the iPhone when used with this product.

iSkin Lifetime Warranty Protection

IMPORTANT

Register your product within thirty (30) days of purchase to activate this lifetime warranty. Unregistered products receive a standard one (1) Year warranty.

iSkin.com/lifetimewarranty

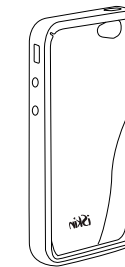
Lifetime warranty valid only in Canada and the USA. All other regions receive a standard one (1) year warranty.



The iSkin word mark and logo are registered trademarks of iSkin Inc., registered in Canada, the United States and other countries. All Rights Reserved 2010. Apple, the Apple logo, and iPhone are trademarks or registered trademarks of Apple Inc. Other company and product names mentioned herein are trademarks of their respective companies.

Printed in China

iSkin.



solo
User's Guide



iSkin.com/userguide

English Español Français
简体中文 繁體中文 한국어 日本語



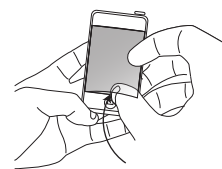
Welcome

solo (for iPhone 4)

Thank you for choosing the iSkin solo to protect your beloved iPhone 4. This remarkably slim, sleek and low profile protector features bold color and high-gloss style that gives you more than just basic bumper protection.

The solo's precision design perfectly encapsulates the iPhone 4 and helps to provide effective shock, impact and scratch protection from everyday use. We hope you enjoy using the iSkin solo with your iPhone 4.

1 Prepare your iPhone

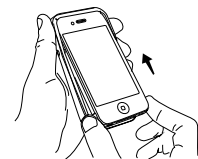


For optimal fit and performance, it may be necessary to remove any previously applied screen/body films from the iPhone prior to using the iSkin solo.

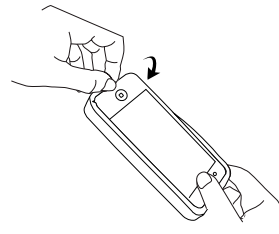


Gently and thoroughly clean your iPhone using a soft, lint-free cloth, and remove all surface dirt or oil. Also ensure that you wipe the screen to remove any small dust particles.


2 Placing the iPhone into the solo



Ensure that your iPhone is turned off. Then, insert the iPhone into the upper portion of the solo, as shown.



Next, stretch the bottom of the solo over the rest of the iPhone, so that all of the corners around the iPhone's screen area are covered.



Then, as necessary, gently massage to align all edges and openings with the iPhone. This will ensure a perfect, snug fit.

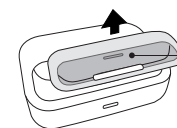
3 Cleaning

Over time, tiny particles may find their way in between the iSkin solo and the iPhone. It is recommended that you completely remove the iPhone and rinse only the iSkin solo with warm water to remove any buildup. **Dry the iSkin solo thoroughly before reinserting the iPhone.** In addition, wipe your phone using a Microfiber Cloth to remove any surface dirt before reinserting it into the iSkin solo.

Repeating this process from time to time will help keep your iPhone looking great over time.

4 Docking with the iSkin solo

The iSkin solo's slim design allows it to work with the Apple's Universal Dock and devices that support universal dock design. To dock your iPhone with solo, remove any fittings that may be inserted into the dock giving enough space to accommodate both the iPhone and iSkin.



Remove any inserted fitting to accommodate the iPhone with solo. (see the Universal Dock's user guide for instructions)

Apple Universal Dock (for iPod and iPhone)
<http://store.apple.com/us/product/MB125G/C>

5 FAQ's

Q. What is the iSkin solo made with:

A. *The iSkin solo is made with a new generation thermoplastic polymer that does not contain phthalates, lead or BPA's, making it a safe option for everyday consumer use.*

Q. Will the iSkin solo help with the iPhone 4's antenna reception?

A. *The iSkin solo does help to improve reception by creating an insulated barrier between the iPhone 4's antenna and your hands, thus improving reception performance.*

Q. Why is there no screen film included with the iSkin solo?

A. *Apple has done an excellent job with the iPhone 4's new retina display screen. Screen films tend to cause a reduction in the clarity of the iPhone's display as well as inhibit the benefit of the oleophobic coating which reduces oil smears caused by your fingers and face. Screen films also do very little to effectively protecting your iPhone's screen.*

Q. How thick is the iSkin solo?

A. *On average, the iSkin solo adds a mere 1.5mm of surface to the iPhone 4, making it an ultra-thin option for keeping your iPhone looking great!*

Learn more about your iSkin solo at: www.iSkin.com

6 About Microban® Antimicrobial Protection

The iSkin solo features built-in Microban® antimicrobial protection. Microban's globally trusted antimicrobial protection is used widely in a variety of consumer items, such as baby products, personal care products, food storage products, and more. Microban protection provides continuous antimicrobial cleaning action to inhibit the growth of bacteria, mold and mildew, which can cause deterioration of your product. iSkin is the only accessory manufacturer to offer its valued customers Microban protection.



www.microban.com